

# DEFECTS TEST DVD-ROM

## For Checking DVD Drives, DVD Players and DVD Recorders TDR-845

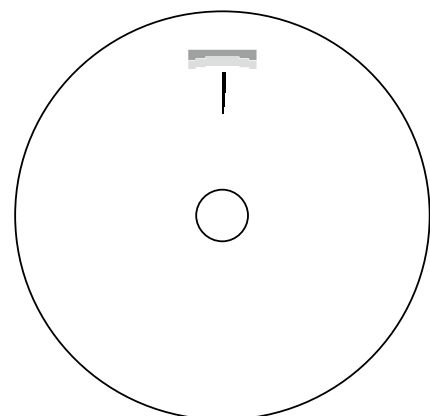
### 1. Purpose of use, Features

TDR-845 is Defects Test Disc designed for confirmation of various kinds of operation, evaluation, measurement and adjustment of DVD Drives, Players and Recorders. It is simulated stains and Fingerprints adhered on the surface of a disc by Black dots and Fingerprints.

### 2. Specifications

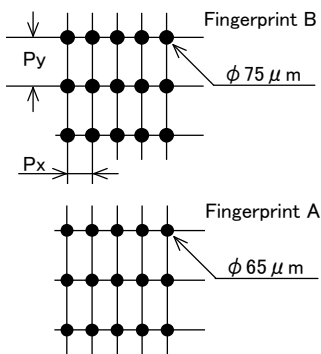
- Black Bands are processed as staircase type. It is available to check with 6 steps of Black Bands width as 0.5, 0.7, 0.8, 0.9, 1.0 and 1.1mm
- Fingerprints A and B are managed by dimension of small microscopic dots.
- TDR-840 is used as a material disc. Please refer to TDR-840 Product Introduction for basic parameters.
- Since it is used for various purposes, file system is not UDF 1.02 structure.

Layer	PSN hex	LSN hex	Defects
0	30000~ 66CD5	0~ 36CD5	None
	6F90D~ 7D264	3F90D~ 4D264	Black band width 0.5 mm
	867F5~ 94F52	567F5~ 64F52	Black band width 0.7 mm
	9EE3C~ AE39E	6EE3C~ 7E39E	Black band width 0.8 mm
	B8BE1~ C8F49	88BE1~ 98F49	Black band width 0.9 mm
	D40E5~ E5252	A40E5~ B5252	Black band width 1.0 mm
	F0D47~ 102CBA	C0D47~ D2CBA	Black band width 1.1 mm
	1333FA~ 144E58	1033FA~ 144E58	Fingerprint A
	144E59~ 16136E	114E59~ 13136E	Fingerprints A or B
	16136F~ 171A63	13136F~ 141A63	Fingerprint B
1	192115~ 22D05F	162115~ 1FD05F	None
	30000~ 66CD5	1FD060~ 233D35	None
	6F90D~ 7D264	23C96D~ 24A2C4	Black band width 0.5 mm
	867F5~ 94F52	253855~ 261FB2	Black band width 0.7 mm
	9EE3C~ AE39E	26BE9C~ 27B3FE	Black band width 0.8 mm
	B8BE1~ C8F49	285C41~ 295FA9	Black band width 0.9 mm
	D40E5~ E5252	2A1145~ 2B22B2	Black band width 1.0 mm
	F0D47~ 102CBA	2BDDA7~ 2CFD1A	Black band width 1.1 mm
	1333FA~ 144E58	30045A~ 311E68	Fingerprint A
	144E59~ 16136E	311E69~ 32E3CE	Fingerprints A or B
16136F~ 171A63	32E3CF~ 33EAC3	Fingerprint B	
192115~ 22D05F	35F175~ 3FA0BF	None	



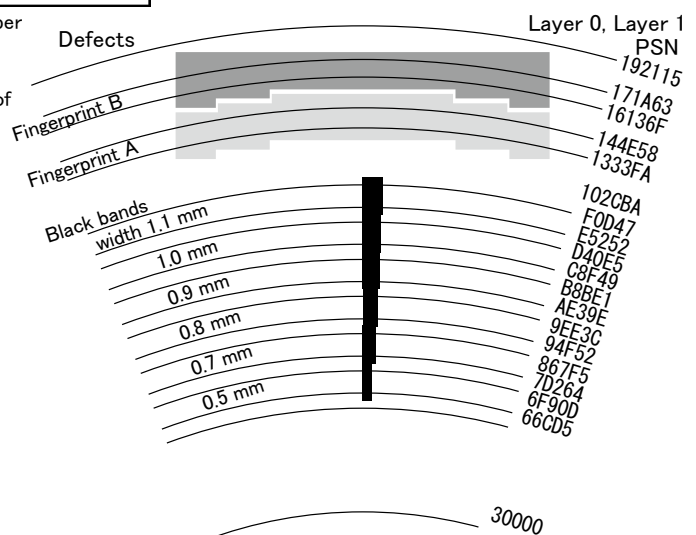
Imaged figure of Defects (Read-out surface)

PSN = Physical Sector Number LSN = Logical Sector Number  
 note1) PSN, LSN addresses are design numerical values by calculating, actual value may differ.  
 note2) The locations of scratches are based on each chapter of Layer 0. Layer 1 side is just for reference.



Clearance of respective dots mm  
 Tangential direction : Px=0.125  
 Radial direction : Py=0.25

#### Details of Fingerprints



Location of Defects and PSN Addresses

Values in this sheet are measured by the equipments ALMEDIO-owned. Appearance and specifications are subject to change without notice.

<Proper handling of the disc>  
 Do not write on the surface with a pen and others, nor put a sticker on it.  
 Do not expose the disc to direct sunlight, nor leave it in the place of high temperature and high humidity.  
 After playing, store the disc in its own case.

ALMEDIO INC.  
 Sales Headquarters  
<http://www.almedio.co.jp>  
 E-Mail : [tm-sales@almedio.co.jp](mailto:tm-sales@almedio.co.jp)